


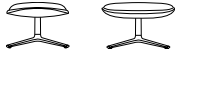


Cove

Price list effective
January 1, 2021

Dimensions / Overview	Fixed-Height Swivel	Fixed-Height Swivel Return	Fixed-Height No Swivel	Sled	General Information
General Dimensions	Four-Blade Aluminum Base			Sled Base	
A. Seat Height B. Seat Depth C. Back Height D1. Overall Width D2. Seat Width E. Arm Height F. Maximum Overall Height G. Overall Depth	A. 16" B. 20.5" C. 18" D1. 36" D2. 25" E. 7" F. 30" G. 30.5"	A. 16" B. 20.5" C. 18" D1. 36" D2. 25" E. 7" F. 30" G. 30.5"	A. 16" B. 20.5" C. 18" D1. 36" D2. 25" E. 7" F. 30" G. 30.5"	A. 16" B. 20.5" C. 18" D1. 36" D2. 25" E. 7" F. 30" G. 30.5"	<p>Design Stylex/Brandon Walker</p> <p>Lounge Chairs Construction-Shell The main shell of each Cove Lounge Chair incorporates a rigid, plant-based polyurethane interior, over-laid with soft, molded foam and a molded foam back insert. Upholstery covers are pulled over this structure and held in place with a combination of staples, plastic profiles with hook strips, and zippers.</p> <p>Construction-Seat The seat utilizes a rigid, plant-based polyurethane seat pan with a molded foam, high-density topper whose thickness is 4" at its maximum.</p>
General Dimensions	Four-Blade Wood Capped Base				
A. Seat Height B. Seat Depth C. Back Height D1. Overall Width D2. Seat Width E. Arm Height F. Maximum Overall Height G. Overall Depth	A. 16" B. 20.5" C. 18" D1. 36" D2. 25" E. 7" F. 30" G. 30.5"		A. 16" B. 20.5" C. 18" D1. 36" D2. 25" E. 7" F. 30" G. 30.5"		<p>Construction-Bases Models with Sled Frames are 1/2" diameter steel rod. They may be ordered in Bright Chrome or powder coat. Models with 4-Blade Bases are cast aluminum. They may be polished or powder coated.</p> <p>Ottoman Construction-Shell The main shell of each Cove Ottoman incorporates a rigid, plant-based polyurethane interior, over-laid with soft, molded foam. Upholstery covers are pulled over this structure and held in place with a combination of staples and zippers.</p> <p>Construction-Seat The seat utilizes a rigid, plant-based polyurethane seat pan with a molded foam, high-density topper whose thickness is 2.65" at its maximum.</p>
Dimensions / Overview	Ottoman - Four Blade	Ottoman - Sled			
General Dimensions	Four-Blade Aluminum Base	Sled Base			
A. Seat Height B. Seat Depth C. Overall Depth D. Seat Width F. Overall Width	A. 15.5" B. 18.75" C. 20.5" D. 23.375" F. 24.5"	A. 15.25" B. 18.75" C. 20.5" D. 23.375" F. 24.5"			<p>Construction-Bases Models with Sled Frames are 1/2" diameter steel rod. They may be ordered in Bright Chrome or powder coat. Models with 4-Blade Bases are cast aluminum. They may be polished or powder coated.</p> <p>Use Designed for indoor use only.</p> <p>Testing Manufactured to comply with ANSI/BIFMA X5.4 Lounge Seating Tests.</p> <p>Environment Greenguard Certified.</p>

Series	Model	Description / Finish	C.O.M. C.O.L.		C.O.M / C.O.L. Fabric Upholstery Grades C.O.L.													Leather Upholstery Grades					
			Ydg.	Sq. ft.	C.O.M	A	B	C	D	E	F	G	H	I	J	K	W	X	Y	E1	E2		
 Fixed-Height Swivel	CV	470	Upholstered Shell Chair Fixed-Height Swivel Four-Blade Aluminum Base 16" Lounge	2.8	47																		
			Polished Aluminum or Powder Coat	1,935	2,103	2,194	2,281	2,373	2,464	2,564	2,663	2,780	2,933	3,114	3,296	2,913	3,167	3,988	4,331	5,256			
 Fixed-Height Swivel Return	CV	471	Upholstered Shell Chair Fixed-Height 360 Degree Swivel Return Four-Blade Aluminum Base 16" Lounge	2.8	47																		
			Polished Aluminum or Powder Coat	1,994	2,162	2,252	2,340	2,432	2,521	2,621	2,721	2,839	2,991	3,172	3,355	2,972	3,225	4,047	4,389	5,314			
 Fixed-Height No Swivel	CV	472	Upholstered Shell Chair Fixed-Height No Swivel Four-Blade Aluminum Base 16" Lounge	2.8	47																		
			Polished Aluminum or Powder Coat	1,935	2,103	2,194	2,281	2,373	2,464	2,564	2,663	2,780	2,933	3,114	3,296	2,913	3,167	3,988	4,331	5,256			
 Ottoman-4 Blade Aluminum Base	CV	572	Upholstered Ottoman Fixed-Height No Swivel Four-Blade Aluminum Base 16" Lounge	1.0	20																		
			Polished Aluminum or Powder Coat	1,056	1,123	1,159	1,195	1,231	1,267	1,307	1,346	1,394	1,454	1,527	1,601	1,479	1,589	1,947	2,094	2,496			

To Order Follow Steps 1-6

1. Series

● Cove Fully Upholstered Lounge Seating

2. Type / Base

- 470 Lounge Chairs Fixed-Height Swivel Cast Aluminum Base
- 471 Fixed Height Swivel 360° Swivel Return Cast Aluminum Base
- 472 Fixed Height No Swivel Cast Aluminum Base
- 572 Ottoman Fixed Height No Swivel Cast Aluminum Base





3. Dual Upholstery Options

● Dual Upholstery Options

Dual Upholstery allows for different fabrics on the seat and shell. When specifying In-Graded fabrics, please apply the higher of the two grades. Fabric and Leather combinations are only available as COM/COL orders. Fabric and Leather combinations are

● DF1 Second Fabric or Leather On Seat

	Lounge Chairs		Ottoman	
	Seat	Shell	Seat	Shell
Fabric	1 yds.	2 yds.	1 yds.	1 yds.
Leather Sq.Ft.	9 ft.	38.ft.	10 ft.	11 ft.

4. Options

● CT Contrasting Thread

5. Frame Finish Choices

- Standard Powder Paint

BL Blue	NK Nickel
BM Black Matte	NV Navy
BR Brass	OR Orange
BT Black Twilight	PY Pale Yellow
CP Champagne	RD Red
DB Dark Bronze	RO Red Orange
DG Dark Gray	RR Rusty Red
DP Dusty Pink	SB Soft Blue
FG Forest Green	SD Sand
LG Light Gray	TC Terracotta
MG Meadow Green	TP Taupe
MK Milk	TS Textured Slate
MS Metallic Silver	YL Yellow

- AL Polished Aluminum

6. Cover

● Fabrics are cut railroaded.



Note about textile limitations
Certain horizontal stripes, plaids, or fabrics with very little stretch are not acceptable for use on this product.

All textiles and leathers must be pre-approved for this product.

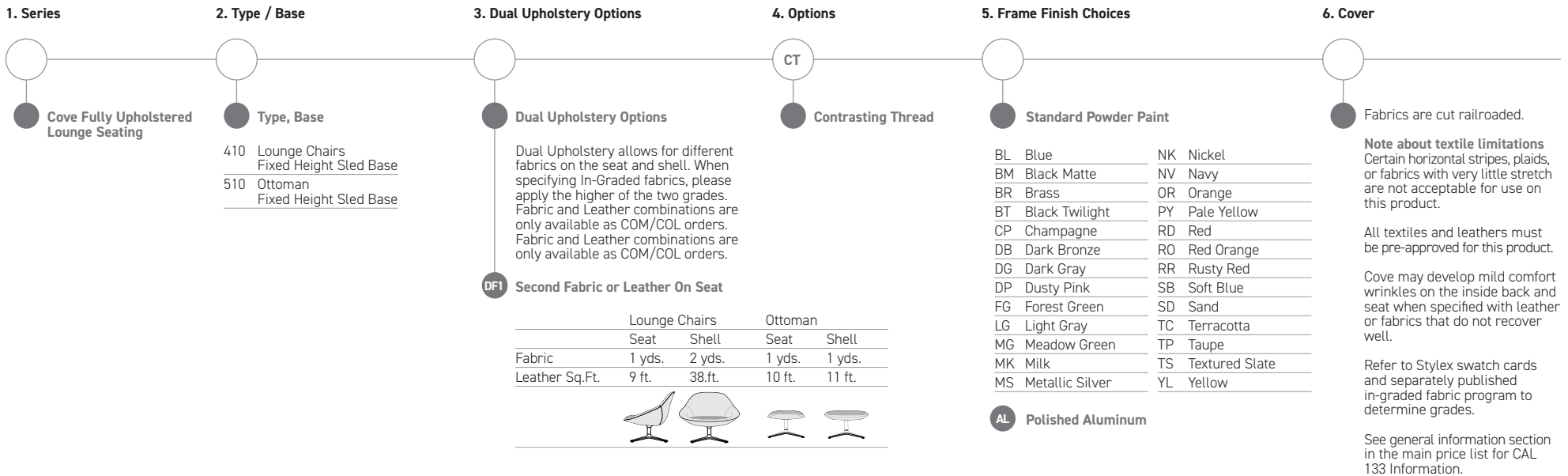
Cove may develop mild comfort wrinkles on the inside back and seat when specified with leather or fabrics that do not recover well.



Refer to Stylex swatch cards and separately published in-graded fabric program to determine grades.

See general information section in the main price list for CAL 133 Information.

Series	Model	Description / Finish	C.O.M. Ydg.	C.O.L. Sq. ft.	C.O.M / C.O.L. Fabric Upholstery Grades C.O.L.													Leather Upholstery Grades					
					C.O.M	A	B	C	D	E	F	G	H	I	J	K	W	X	Y	E1	E2		
 Sled Base	CV	410	Upholstered Shell Chair Sled Base 16" Lounge	2.8	47																		
			Polished Aluminum or Powder Coat			1,994	2,162	2,252	2,340	2,432	2,521	2,621	2,721	2,839	2,991	3,172	3,355	2,972	3,225	4,047	4,389	5,314	
 Ottoman-Sled Base	CV	510	Upholstered Ottoman Sled Base 16" Lounge	1.0	20																		
			Polished Aluminum or Powder Coat			1,056	1,123	1,159	1,195	1,231	1,267	1,307	1,346	1,394	1,454	1,527	1,601	1,479	1,589	1,947	2,094	2,496	

To Order Follow Steps 1-6



Series	Model	Description / Finish	C.O.M. Ydg.	C.O.L. Sq. ft.	C.O.M / C.O.L. Fabric Upholstery Grades C.O.L.													Leather Upholstery Grades					
					C.O.M	A	B	C	D	E	F	G	H	I	J	K	W	X	Y	E1	E2		
 Fixed Height Swivel	CV	450	Upholstered Shell Chair Fixed-Height Swivel Four-Blade Wood Capped Base 16" Lounge	2.8	47																		
			Powder Coat			2,587	2,748	2,835	2,919	3,007	3,094	3,189	3,285	3,397	3,543	3,717	3,891	3,525	3,769	4,556	4,883	5,772	
 Fixed Height No Swivel	CV	452	Upholstered Shell Chair Fixed Height No Swivel Four-Blade Wood Capped Base 16" Lounge	2.8	47																		
			Powder Coat			2,474	2,635	2,722	2,807	2,894	2,981	3,077	3,171	3,285	3,431	3,605	3,779	3,411	3,657	4,443	4,771	5,659	

To Order Follow Steps 1-7

